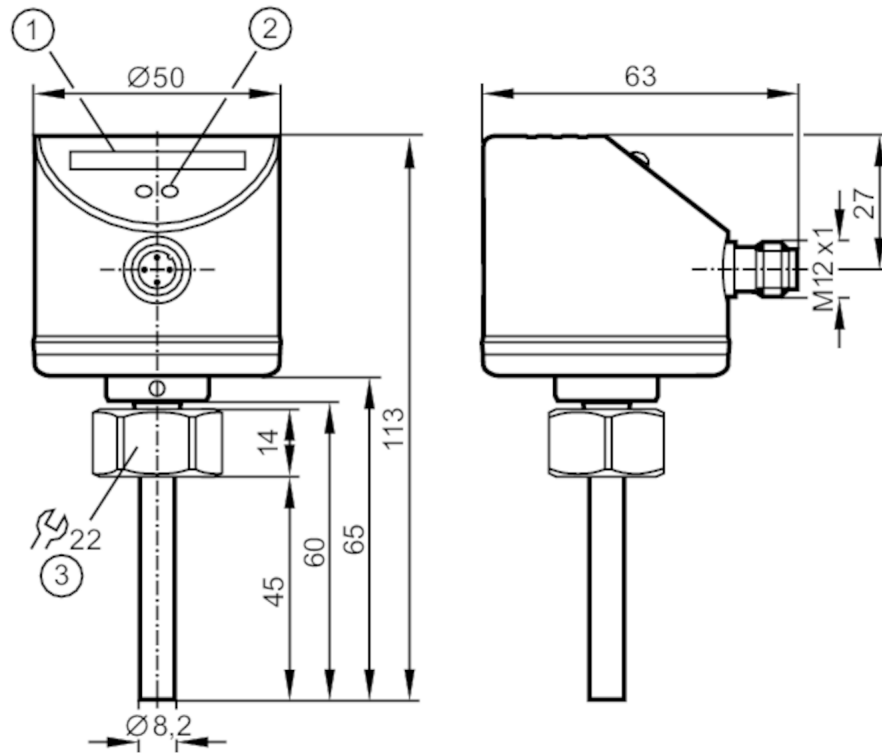


SI5010



Flow monitor

SID10ADBFPKG/US-100



- 1 LED bar display
- 2 setting pushbutton
- 3 Tightening torque 25 Nm



Product characteristics

Number of inputs and outputs	Number of digital outputs: 1
Process connection	M18 x 1,5 internal thread

Application

Media	Liquids; Gases
Medium temperature [°C]	-25...80
Pressure rating [bar]	300
MAWP (for applications according to CRN) [bar]	208

Liquids

Medium temperature [°C]	-25...80
-------------------------	----------

Gases

Medium temperature [°C]	-25...80
-------------------------	----------

Electrical data

Operating voltage [V]	18...36 DC
Current consumption [mA]	< 60
Protection class	III
Reverse polarity protection	yes
Power-on delay time [s]	10



Flow monitor

SID10ADBFPKG/US-100

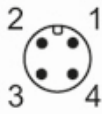
Inputs / outputs	
Number of inputs and outputs	Number of digital outputs: 1
Outputs	
Total number of outputs	1
Output signal	switching signal; IO-Link; (configurable)
Electrical design	PNP
Number of digital outputs	1
Output function	normally open / normally closed; (parameterisable)
Max. voltage drop switching output DC [V]	2.5
Permanent current rating of switching output DC [mA]	250
Short-circuit protection	yes
Type of short-circuit protection	pulsed
Overload protection	yes
Measuring/setting range	
Liquids	
Setting range [cm/s]	3...300
Greatest sensitivity [cm/s]	3...100
Gases	
Setting range [cm/s]	200...3000
Greatest sensitivity [cm/s]	200...800
Accuracy / deviations	
Repeatability [cm/s]	1...5
Note on repeatability	for water 5...100 cm/s; 25 °C Factory setting
Temperature drift [cm/s x 1/K]	0.1; (for water 5...100 cm/s; 10...70 °C)
Temperature gradient [K/min]	300
Switch point accuracy [cm/s]	± 2...± 10; (for water 5...100 cm/s; 25 °C; Factory setting)
Hysteresis [cm/s]	2...5; (for water 5...100 cm/s; 25 °C; Factory setting)
Response times	
Liquids	
Response time [s]	1...2; (for a temperature gradient: 1 K/min)
Gases	
Response time [s]	1...10
Software / programming	
Adjustment of the switch point	pushbutton

SI5010



Flow monitor

SID10ADBFPKG/US-100

Interfaces		
Communication interface	IO-Link	
Transmission type	COM2 (38,4 kBaud)	
IO-Link revision	1.1	
SDCI standard	IEC 61131-9	
IO-Link device ID	54 d / 00 00 36 h	
Profiles	Smart Sensor: Process Data Variable; Device Identification	
SIO mode	yes	
Required master port type	A	
Process data analogue	2	
Process data binary	2	
Min. process cycle time [ms]	3	
Operating conditions		
Ambient temperature [°C]	-25...80	
Storage temperature [°C]	-25...100	
Protection	IP 65; IP 67	
Tests / approvals		
EMC	DIN EN 61000-6-2	
	DIN EN 61000-6-3	
Shock resistance	DIN IEC 60068-2-27	50 g (11 ms)
Vibration resistance	DIN EN 60068-2-6	20 g (55...2000 Hz)
MTTF [years]	298	
Mechanical data		
Weight [g]	248.5	
Dimensions [mm]	M18 x 1.5	
Thread designation	M18 x 1.5	
Materials	stainless steel (1.4404 / 316L); stainless steel (1.4301 / 304); PC; PBT-GF20; EPDM/X	
Materials (wetted parts)	stainless steel (1.4404 / 316L); O-ring: FKM 80 Shore A	
Process connection	M18 x 1,5 internal thread	
Displays / operating elements		
Display	function	10 x LED, three-colour
Remarks		
Pack quantity	1 pcs.	
Electrical connection		
Connector: 1 x M12		
		

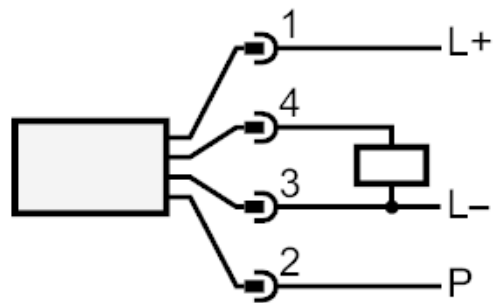
SI5010



Flow monitor

SID10ADBFPKG/US-100

Connection



P = programming wire for remote calibration

Pin 4: IO-Link